





THE BOLD NEW AGE

Introducing the **All-New ISUZU D-MAX**. Our Boldest Bakkie yet.





ALL-NEW ISUZU

D-MAX

www.isuzu.co.za    

ISUZU

With you, for the long run



MODEL SHOWN: D-MAX 3.0 Ddi Double Cab 4X4 V-CROSS

BOLD HERITAGE



THE NEW 7TH GENERATION ISUZU D-MAX

The legendary lineage of iconic ISUZU bakkies continues.

Globally, ISUZU boasts six decades of bakkie manufacturing. Produced at the ISUZU plant in Gqeberha for over 40 years, the ISUZU D-MAX is locally engineered to suit strenuous African conditions. To this day the ISUZU D-MAX continues to deliver exceptional reliability and durability to our customers.



ALL-NEW ISUZU
D-MAX

IT'S EMBEDDED DEEP WITHIN US ALL

It's the catalyst that drives us
to discover what lies beyond the
bounds of comfort.

It's the sharp vision that never lets us miss the mark.
It is the foundation on which our strength is built, and
how our resilience is tested.

We are the ones who take the leap, knowing that
boldness does not mean that we are not afraid. Being
bold means that despite fear, we act.

We act by conquering the things that scare us the most
– looking fear in the face and seeking what sets us free.
Because being bold is what we're about, it's who we are.
We are built for this life. The bold new age has arrived.



BOLD IS WHO WE ARE



ALL-NEW ISUZU
D-MAX

MODEL SHOWN: D-MAX 1.9 Ddi Double Cab L



THE BOLD NEW AGE

Introducing the bold new ISUZU D-MAX range.

23 New Models – each forged from decades of experience in building locally engineered bakkies that deliver legendary reliability, combined with a bold new approach. Expect the latest in design, technology, comfort, and safety features. You'll travel a long way to find a better bakkie.

Whether your next adventure is pleasure or business, the new ISUZU D-MAX range has an option to suit your needs. Ideal for weekend off-roading, road-tripping family holidays or navigating the concrete jungle, the new ISUZU D-MAX ticks every box you can think of. Enjoy impeccable versatility wrapped in bold modern lines, underpinned with either 1.9- or 3.0-litre turbo-diesel engine technology, and controlled from a comfortable, intuitive command centre.



MODEL SHOWN: D-MAX 1.9 Ddi Double Cab L

BOLD IS REFINED

The 7th Generation ISUZU D-MAX features sleek, aggressive and bold front and rear fascias – a strikingly distinctive silhouette that keeps you looking back after you’ve parked.

The bold look is emphasised by the bigger-than-ever grille, the dragon eye motif of the Bi-LED Projector headlights and LED Day Time Running Lamps. This is complemented by LED edge lighting incorporated into the side mirrors for the turn indicators.

The rear end of the new ISUZU D-MAX features crisp new LED combination tail lamps and an integrated LED high-mount brake light – giving it a unique signature and upmarket appearance. The load box also gains height with an extra 30 mm on the sides. The wheelbase has increased by 30 mm to maximise loading capacity and space.

The sleek appearance is enhanced by minimising panel gaps and by utilising an integrated two-step rear bumper, which is seamlessly incorporated into the flowing silhouette to round off its sporty look.

The range is available in a variety of bold body colours with V-CROSS models featuring dark grey highlights. Exclusive features such as aero sports bars make a confident statement of style.





MODEL SHOWN: D-MAX 3.0 Ddi Double Cab 4X4 V-CROSS



BOLD IS SELF-ASSURED

Driving comfort has been taken to a whole new level with the new ISUZU D-MAX – the interior offers a car-like, luxury ambience with softer tactile material touch points, accentuated stitching and soft chrome trim.

The driver is treated to an enhanced experience with a power 8-way adjustable partial leather seat with power lumbar support*, as well as a tilt and telescoping steering column for ensuring a very comfortable driving position. Hand-stitched partial leather seats* and a smaller, soft-touch leather steering wheel complete the experience.

Ergonomics have also been elevated in the new ISUZU D-MAX: a higher and wider centre console allows easy access to all frequently used functions – at the same time

facilitating more efficient gear shifting for a completely engaged and comfortable driving experience.

The versatile, family-orientated Double Cab offers improved access for rear-seat occupants by the B-pillar being moved 25 mm forward. The Single Cab and Extended Cab models also boast longer front doors for improved everyday comfort and access. Passengers enjoy more spacious seating, with improved legroom at the rear and a 20 mm increase in shoulder room.

*Standard on V-CROSS models only

MODEL SHOWN: D-MAX 3.0 Ddi Double Cab 4X4 V-CROSS



Access to storage is always at hand for drivers and passengers with 1.5 litre bottle holders in each door, as well as four cup holders for front-seat occupants across the range, and in the Double Cab, two cup holders for rear-seat occupants. Storage compartments for large or small items are conveniently accessible throughout the cabin.

Experience the supreme comfort of the dual-zone climate control on the LSE and V-CROSS models – with rear vents on the Double Cabs – or manual air-conditioning on the lower derivatives.

MODEL SHOWN: D-MAX 3.0 Ddi Double Cab 4X4 LSE



Model Dependent Features mentioned. Kindly consult specifications for details.



**BOLD IS
INNOVATIVE**

Freedom from wires and clutter. With innovative technology so conveniently placed that everything feels just a touch away.



Keeping you connected and entertained is the ISUZU Infotainment System, with either a 7- or class-leading 9-inch, high-definition Wide Extended Graphics Array Screen – technology commonly used for wide-screen LCD TVs and projectors. And there's no need to find a signal to access all the system's features – the new ISUZU D-MAX comes with its own, in-vehicle Wi-Fi.

Compatible with Android Auto and wireless Apple CarPlay®, the system enables access to the full functionality of your smartphone. It also features a state-of-the-art, up to 8-speaker audio system with enhanced audio for rear seats*, compliments of the door-mounted JVC Kenwood speaker system*. Easy connection to a navigation app via Apple CarPlay® or Android Auto means you never need to worry about getting lost again.

*Standard on LSE & V-CROSS models only

ALL-NEW ISUZU
D-MAX



Driver-critical information is displayed on a cutting-edge, colour-graphics digital instrument panel, with 3D instrument faces, crystal-effect backgrounds and light-guide prisms – an innovative gauge design exclusive to the bold new ISUZU D-MAX.



The display cluster is also linked to the infotainment system to reduce eye movement during driving and features second-row seatbelt reminders, allowing safety checks without the driver having to turn around.



Another tech innovation in the new ISUZU D-MAX is adaptive cruise control, automatically maintaining pre-set speed and distance from the vehicle ahead, with a stop-and-go feature holding settings for up to five minutes once motionless. Parking is made easy with front and rear cameras and park distance control.

MODEL SHOWN: D-MAX 3.0 Ddi Double Cab 4X4 V-CROSS

Model Dependent Features mentioned. Kindly consult specifications for details.

ALL-NEW ISUZU
D-MAX

SURROUNDED BY SAFETY: ISUZU's ADAS (Advanced Driver Assistance System) monitors your surrounding environment for danger via sensors and cameras, employing both active and passive safety measures.

BOLD IS INTELLIGENT

ACTIVE SAFETY: Helping the driver avoid danger in the new ISUZU D-MAX are various active safety measures, including ADAS's active alert systems and automated interventions – triggered in the event of an imminent collision – and giving you peace of mind on your journey.



BLIND SPOT MONITOR [BSM]:
Your ISUZU D-MAX displays a visual warning in your side mirrors when a vehicle approaches in your blind spot.



MISACCELERATION MITIGATION:
In areas like car parks, your ISUZU D-MAX's stereo cameras detect unintentional acceleration and step in to prevent collisions.



AUTONOMOUS EMERGENCY BRAKING [AEB]:
Your ISUZU D-MAX features automatic emergency braking, activated on detection of a potential frontal collision.



FORWARD COLLISION WARNING [FCW]:
Your ISUZU D-MAX alerts you when an obstacle is detected in your path, sounding an audible alert and displaying a visual, heads-up windscreen warning.



LANE KEEPING:
Should your ISUZU D-MAX start to move out of its lane, Lane Keep Assist (LKA), Emergency Lane Keeping (ELK) and Lane Departure Prevention (LDP) help to correct this and prevent collisions.



REVERSING CAMERA with REAR TRAFFIC ALERT [RCTA]:
Monitors your surrounding area while reversing into traffic, providing visual and audible warnings should an object approach from the left or right.

Model Dependent Features mentioned. Kindly consult specifications for details.

Further active accident prevention is carried out in the following ways:



CENTRE HIGH MOUNTED STOP LAMP:
Complete with emergency stop signal, this new feature significantly enhances vehicle visibility.



ADAPTIVE CRUISE CONTROL [ACC]:
Your ISUZU D-MAX automatically maintains a pre-set speed and distance from the vehicle ahead. stop-and-go functionality keeps ACC settings active for up to five minutes when stopped.



AUTOMATIC HEADLIGHTS and HIGH BEAMS:
Your ISUZU D-MAX has smart lighting. In low-light conditions it activates the headlights automatically, and on the road it auto-dims high beams when oncoming lights are detected.



REVERSE CAMERA:
Your ISUZU D-MAX triggers audio and visual warnings should anything approach from left or right while you are reversing into traffic.



AUTOMATIC WINDSHIELD WIPERS:
As an added safety feature, your ISUZU D-MAX boasts automatic rain-sensing wipers, making sure the way forward is always clearly visible.



FRONT and REAR PARKING SENSORS:
Sensors provide feedback on nearby obstacles when parking in tricky spots.



FOLLOW-ME-HOME HEADLAMPS:
For added comfort and safety your ISUZU D-MAX features Follow-me-home Headlamps which keep your headlamps illuminated for 30 seconds, ensuring a safer pathway after you park or when you enter your vehicle.

PASSIVE SAFETY: And it doesn't end there either – passive safety features in the new ISUZU D-MAX include the following:

POST-COLLISION BRAKING [PCB]:
In the event of a collision, where the airbags are activated and the central locking is automatically deactivated, PCB automatically uses the brakes to help bring the vehicle to a safe stop.

Included in security features offered by the new ISUZU D-MAX are follow-me-home headlamps, which light up the area while you walk from the car to your home. And adding a further level of security are the walk-away auto door lock and speed-sensing door lock features.

Model Dependent Features mentioned. Kindly consult specifications for details.



BOLD IS SECURE

Across the entire D-MAX range, you can drive with complete peace of mind, knowing that you and your passengers are surrounded by advanced safety measures including: Anti-lock Brakes (ABS), Electronic Brakeforce Distribution (EBD) and Brake Assist (BAS).

The safety of every drive is further enhanced with features including: Electronic Stability Control (ESC) with Traction Control, Hill Start Assist (HSA), Hill Descent Control (HDC) and Trailer Sway Control.

The ISUZU D-MAX is equipped with up to eight airbags, depending on specification level. Along with the dual front passenger airbags, roof rail (curtain) airbags, seat side airbags and a driver's knee airbag, a far side airbag is also available on the top V-CROSS models for additional head protection between front seat occupants. Seatbelt pretensioners, seatbelt reminders, side impact protection bars and a collapsible steering column all complete the selection of safety equipment that makes every journey in your D-MAX as sound as possible.



THE NEW D-MAX IS FITTED WITH UP TO EIGHT AIRBAGS
DEPENDING ON SPECIFICATION LEVEL



MODEL SHOWN: D-MAX 3.0 Ddi Double Cab 4X4 LSE

BOLD IS POWER



ALL-NEW ISUZU
D-MAX

MODEL SHOWN: D-MAX 3.0 Ddi Double Cab 4X4 V-CROSS

Rest assured – the new ISUZU D-MAX boasts more than enough power to conquer whatever the wilderness throws your way. From mountain passes and rivers to the most technical off-road trails, it takes them all in its stride.

Whether it's leisure time or paying the bills, this bakkie has what it takes to get the job done.

The new ISUZU D-MAX range is available with a choice of 1.9- or 3.0-litre diesel engines, built on ISUZU's reputation for durability, reliability and efficiency. The upgraded 3.0 Ddi engine is optimised for more torque at lower engine speeds, superior acceleration, significantly reduced noise levels and improved consumption. 140 kW of peak power is achieved at 3 600 r/min, with its maximum torque figure of 450 Nm available from 1 600 to 2 600 r/min – delivering all the power you would need to tame any terrain.

The 1.9-litre Ddi engine replaces the previous 2.5-litre on the Single Cab models. Common rail direct injection is used to produce a maximum power output of 110 kW at 3 600 r/min with

a peak torque of 350 Nm available between 1 800 and 2 600 r/min – optimising fuel efficiency* and ensuring low running costs.

The new ISUZU D-MAX comes with a choice of six-speed manual or six-speed automatic transmission. The manual gearbox benefits from optimised gear ratios and improved shift action, delivering superb fuel efficiency thanks to its strong torque delivery. The automatic gearbox provides exceptional refinement and responsiveness and the sequential sport mode offers driver-specific gears on demand when towing, going off-road or overtaking.

No terrain or task is out of reach. The D-MAX is available in 4x2 or 4x4 variants across Single Cab, Extended Cab and Double Cab body styles.

Model Dependent Features mentioned. Kindly consult specifications for details.

*Fuel Economy & CO₂ data as per ECE R101 / SANS 20101 Regulation. Note that the actual fuel consumption will depend on many factors, including the driver's driving habits, prevailing conditions & the vehicle's equipment, condition & use. Date of print June 2022.

ALL-NEW ISUZU
D-MAX

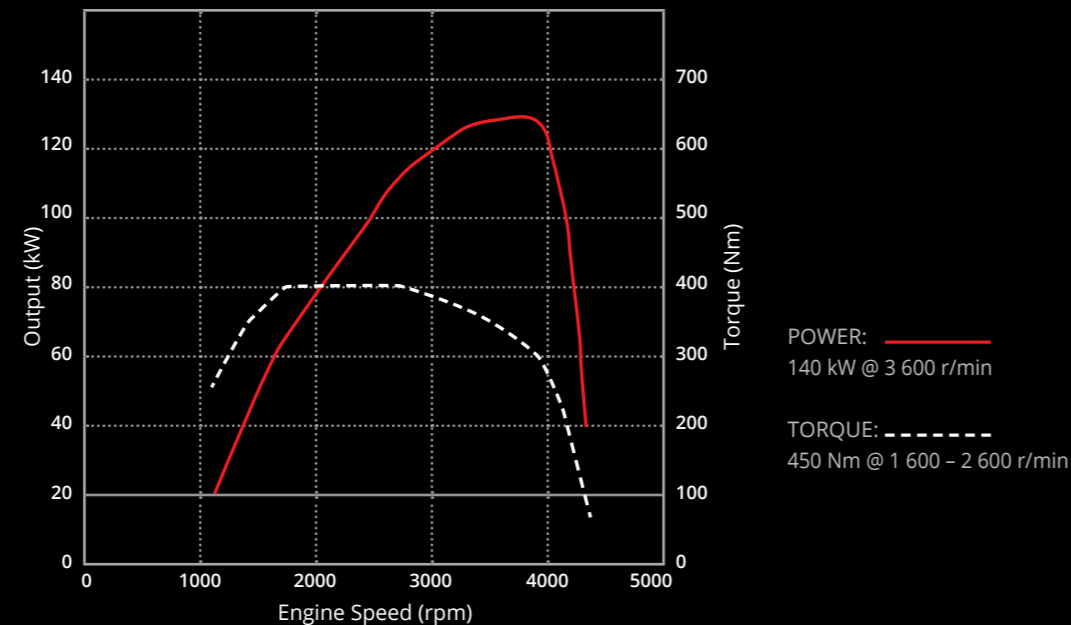
Improved torque output across a wider rev range enhances performance and fuel efficiency, while the Variable Geometry System (VGS) turbocharger is optimised for power output and engine response. Smart, 'grade-logic' transmission prevents over-revving and unnecessary fuel burn by ensuring the new ISUZU D-MAX stays in the best gear for the situation. All of the above means you can expect excellent fuel consumption.

Apart from upgraded power, you can also look forward to a revised body and frame with increased strength, overall weight reduction, new front and rear suspension, plus a longer wheelbase, and a new wider and tougher chassis.

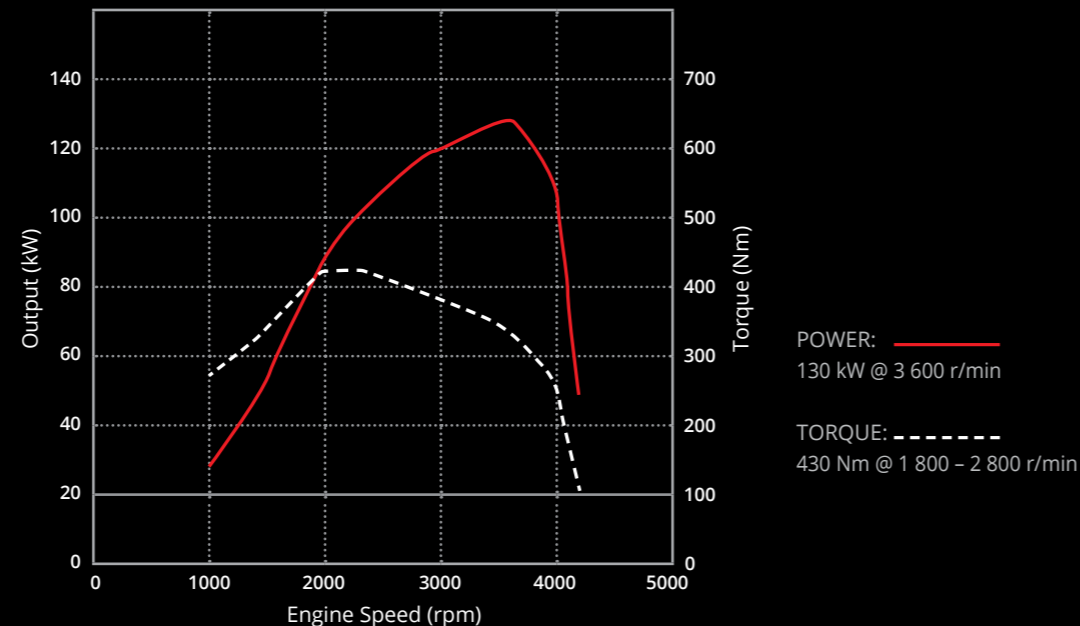
Noise and vibration levels have been reduced with added insulation and improved door seals.



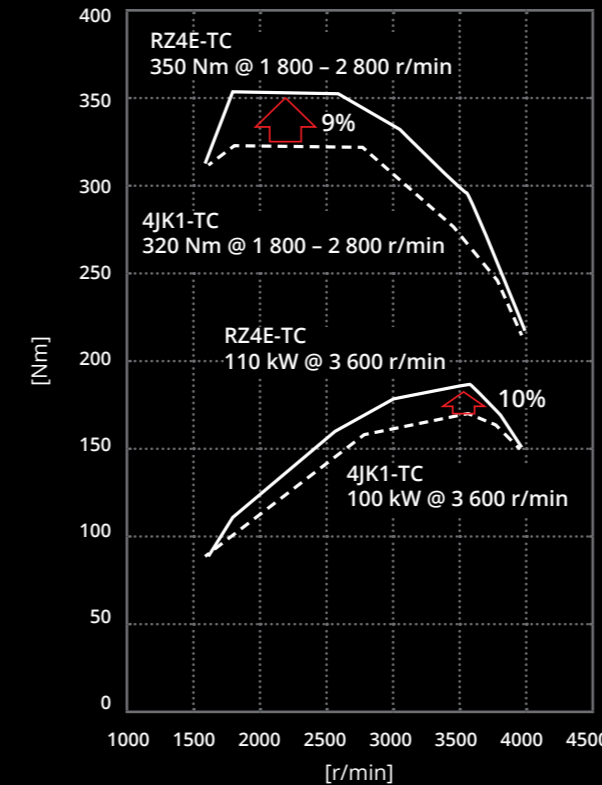
NEW ENGINE: 4JJ3 Euro 2



OLD ENGINE: 4JJ1 Euro 2



1.9 VS 2.5HO POWERTRAIN COMPARISON



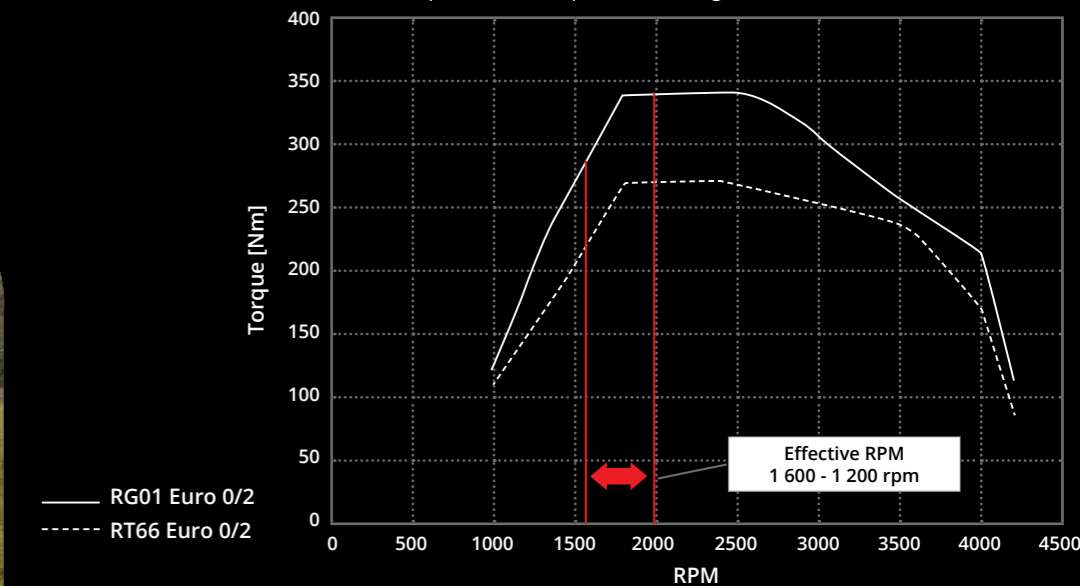
	RZ4E-TC	4JK1-TC
Cylinders	4	4
Combustion method	Direct	Direct
Displacement (cm ³)	1898	2499
Bore X Stroke (mm)	80 X 94.4	95.4 X 87.4
Compression Ratio	16.5:1	16.0:1
Max. Power (kW/rpm)	110 / 3 600	100 / 3 600
Max. Torque (Nm/rpm)	350 / 1800-2600	320 / 1800-2800
Cylinder Block Design	Long Skirt	Short Skirt
Valve Structure	DOHC 4 Valve + HVLA	DOHC 4 Valve
Turbo Charge System	VGS	VGS
Fuel Injection System	Direct Injection Common Rail	Direct Injection Common Rail
EGR System	Cooled HP EGR	Cooled HP EGR

——— RZ4E-TC: TORQUE
- - - - - 4JK1-TC: TORQUE



RZ4E-TC ENGINE

Comparison of torque curve at high altitudes (2 500 m 9 °C)



BOLD IS ADVENTUROUS

There is no limit to the new ISUZU D-MAX's spirit for adventure.

All 4x4 models come standard with rear diff-lock, which can be engaged at 8 km/h and will automatically disengage in 4 Low when speed exceeds 40 km/h. The diff-lock switch is conveniently located on the driver's side of the centre console, allowing for comfortable access. The new actuator delivers one of the quickest 4x4 select engagement times at 0.61 seconds.

Leave no road unconquered with the improved off-road geometry of the D-MAX, now boasting 30.5° Approach, 23.9° Departure, 23.8° Ramp-over and 49° Transverse angles. Wading depth is now 800 mm thanks to a higher mounted rear-axle breather that sits 900 mm off the ground. The D-MAX is the only vehicle in its class featuring a high mounted rear-axle breather. The air intake was also moved from the front fender to the front end of the vehicle to further improve air intake.

The underbody of the new D-MAX offers improved underbody protection versus competitors, with its thick steel skid plate, engine sump, transmission and transfer cases all protected by a steel guard. Steel beams that protect the radiator and intercooler are another unique D-MAX feature.

ALL-NEW ISUZU
D-MAX

ALL-NEW ISUZU
D-MAX





ALL-NEW ISUZU
D-MAX



BOLD IS CHOICE

MODEL SHOWN: D-MAX 3.0 Ddi Double Cab 4X4 LSE

D-MAX STANDARD

Specifications in black have been added to the new D-MAX.

The D-MAX Standard trim level comes with generous levels of spec. Here is a summary of the noteworthy specifications:

INTERIOR

Manual 4-Way Adjustable Canvas Bench Seat with Standard Occupant Cushion Pad & Integrated Headrest (Single Cab), 4-Way Manual Canvas Bucket Seat with Large Occupant Cushion Pad & Integrated Headrest (Extended Cab), **Tilt & Telescopic Steering**, Urethane Steering Wheel & Gear Shift Lever, Day/Night Inside Rear View Mirror, Driver & Passenger Sun Visor, Manual Air-con, Short Floor Console with Tray (Extended Cab), Vinyl Floor Trim, Manual Door Locks, 12V Power Outlet.

EXTERIOR

16" Steel Wheels (Single Cab), **17" Steel Wheels (Extended Cab)**, Dark Grey Radiator Grille, **Variable Intermittent Front Wiper**, Black Exterior Door Handles, Black Outside Rear-View Mirror with Manual Adjust, Bulb Rear Combination Lamps, Black Front Bumper, Black Rear Bumper (Extended Cab), Fixed Rear Window without Defogger, Front and Rear Mudflaps.

TECH

AM/FM Radio (2DIN) with CD Player, Bluetooth®, USB with 2 Speakers, **Halogen Headlamps with Follow-Me-Home.**

SAFETY

Anti-Lock Braking System with Electronic Brake Force Distribution & Brake Assist, Brake Override Accelerator, Electronic Stability Control with Hill Start Assist, Hill Descent Control, Trailer Sway Control, Driver & Passenger Airbags, **Centre High Mounted Stop Lamp with Emergency Stop Signal**, Immobiliser, Lockable Glovebox.

PERFORMANCE

Available with a 1.9 Litre Turbo Diesel Engine mated with 6-Speed Manual Transmission and a 4X2 Drive Configuration. Hydraulic Power Steering and Differential Lock (Single Cab).

D-MAX L

Specifications in black have been added to the new D-MAX.

The D-MAX L trim level comes with the same features as the Standard level, but includes the following additional specifications:

INTERIOR

Manual 6-Way Adjustable Cloth Seat with Integrated Headrest, Carpet Floor Trim with Heel Pad & Tibia Pad, Driver & Passenger Sun Visor with Passenger Vanity Mirror, **Urethane Steering Wheel with Audio Controls**, Power Windows with Driver Auto Up/Down and Jam Protection.

EXTERIOR

17" Steel Wheels, Black Outside Rear-View Mirror with Power Adjust, Full Centre Floor Console with Lid.

SAFETY

Anti-theft Alarm, ISOFIX Child Seat Anchorage with Top Tether (Double Cab), **Power Door Lock with Remote Keyless Entry & Speed-Sensing Door lock.**

PERFORMANCE

Available with a 1.9 Litre Turbo Diesel Engine mated with 6-Speed Manual or 6-Speed Automatic Transmissions and 4X2 or 4X4 Drive Configurations.

ALL-NEW ISUZU
D-MAX

D-MAX LS

Specifications in black have been added to the new D-MAX.



Extended cab rear storage

6-Way Manual Cloth Seat with Manual Lumbar Support

D-MAX LSE

Specifications in black have been added to the new D-MAX.



Rear Bench

Front Seats

Manual 6-Way Adjustable Cloth Seat

The D-MAX LS trim level comes with the same features as the L level, but includes the following additional specifications:

INTERIOR

Leather Steering Wheel with Audio & Cruise Controls, Manual 6-Way Adjustable Cloth Seat with Separate Headrest, Overhead Console with Map Lamps and Sunglasses Holder.

EXTERIOR

17" Alloy Wheels, Halogen Front Fog Lamps, Halogen Headlamps with Manual Levelling, Halogen Daytime Running Lights, Body Colour Outside Rear-View Mirror with Power Adjust & Turn Signal, Body Colour Exterior Door Handles, Body Colour Front & Rear Bumpers, Medium Grey Metallic Radiator Grille, Black Side Steps.

TECH

7" Touchscreen with AM/FM Radio, Bluetooth®, USB, Wi-Fi, 6 Speakers, Auto Cruise Control, Rear Park Assist, Rear View Camera, Rear USB Charge Port (Double Cab).

SAFETY

Airbags: Driver, Passenger, Seat Side, Curtain & Driver Knee. Ultrasonic Alarm.

PERFORMANCE

Available with 1.9 Litre & 3.0 Litre Turbo Diesel Engines mated with 6-Speed Manual or 6-Speed Automatic Transmissions and 4X2 or 4X4 Drive Configurations, Differential Lock (4X4).

The D-MAX LSE trim level comes with the same features as the LS level, but also includes the following additional specifications:

INTERIOR

Manual 6-Way Adjustable Cloth Seat with Separate Headrest & Manual Lumbar Support, Driver & Passenger Sun Visor with Illuminated Vanity Mirror, Leather Gear Shift Lever, Dual Zone Automatic Air Conditioner, Rear Air Vents (Double Cab), Fixed Rear Window with Defogger, Full Centre Floor Console with Soft Pad Lid.

EXTERIOR

18" Alloy Wheels, LED Front Fog Lamps, LED Daytime Running Lights, LED Headlamps with Automatic Levelling, Auto On/Off, LED Tail Lamps with Rear Fog Lamps, Chrome Outside Rear-View Mirror with Power Adjust & Fold, Heated and with Turn Signal, B-Pillar Blackout (Double Cab), Chrome Exterior Door Handles, Chrome Radiator Grille, Roof Rails (Double Cab), 3.5T Tow Bar, Chrome Tubular Sports Bar.

TECH

9" Touchscreen with AM/FM Radio, Bluetooth®, USB, Wi-Fi, 8 Speakers (Double Cab) or 6 Speakers (Extended Cab), Auto Rain Sensing Wipers, Front & Rear Park Assist, Passive Entry Start System, Tyre Pressure Monitoring System (Inflation Detection).

ADAS SAFETY FEATURES


Blind Spot Monitor, Rear Cross Traffic Alert, Rear Radar.

PERFORMANCE

Available with a 3.0 Litre Turbo Diesel Engine mated with 6-Speed Automatic Transmission and 4X2 or 4X4 Drive Configurations, Differential Lock.

D-MAX V-CROSS

Specifications in black have been added to the new D-MAX.



Power 8-Way Adjustable Partial Leather Seat with Power Lumbar Support

The D-MAX V-CROSS trim level comes with the same features as the LSE level, but includes the following additional specifications:

INTERIOR

Power 8-Way Adjustable Partial Leather Seat with Power Lumbar Support.

EXTERIOR

Dark Grey Matt 18" Alloy Wheels, Gun Metallic Exterior Door Handles, Gun Metallic Front Bumper Cladding, Gun Metallic Outside Rear-View Mirror with Power Adjust & Power Fold, Heated and with Turn Signal, Gun Metallic Over Fenders (Fender Flares), Gun Metallic Radiator Grille, Gun Metallic Hooped Sports Bar, Medium Grey Side Steps.

TECH

Adaptive Cruise Control, Automatic High Beam, Electric Power Steering, Electrochromatic Rear View Mirror, Stereo Front Camera.

ADAS SAFETY FEATURES

Autonomous Emergency Braking, Forward Collision Alert, Lane Support System: Lane Departure Warning, Lane Keep Assist, Lane Departure Prevention, Emergency Lane Keep. Pedal Misapplication Mitigation, Speed Assistance System with Manual Speed Limiter.

SAFETY

Airbags: Driver, Passenger, Seat Side, Far Side, Curtain and Driver Knee. Multi-collision Brake.

PERFORMANCE

Available with a 3.0 Litre Turbo Diesel Engine mated with 6-Speed Manual or 6-Speed Automatic Transmissions and 4X2 or 4X4 Drive Configurations, Differential Lock (4X4).



SUMMIT WHITE



PEPPER DUST



BLACK MEETS KETTLE



PULL ME OVER RED



SWITCHBLADE SILVER



BLUE ME AWAY



SON OF A GUN GREY



DESERT ORANGE

BOLD COLOURS AND FINISHES

Choose from a range of eye-catching colours to make your ISUZU D-MAX stand out.

Available on all models: Summit White
 Switchblade Silver
 Pull Me Over Red
 Blue Me Away

Exclusively available for V-CROSS model: Desert Orange

Exclusively available for Standard, L, LS and LSE models: Black Meets Kettle
 Sun of a Gun Grey
 Pepper Dust

Make your new ISUZU D-MAX even more you, by speaking to your ISUZU Dealer Partner for ISUZU-approved accessories.

A BOLD RANGE OF ACCESSORIES

Personalising your new ISUZU D-MAX is easier than ever. Simply choose from our range of 350 ISUZU approved accessories on www.isuzu.co.za or choose between one of four styling packages on the following pages.



LOW NUDGE BAR



OE - SPORTS BAR



SIDE STEP



TONNEAU COVER




TAIL GATE LIFT



TOWBAR



WINDOW FILM



CARPETS

THE EXECUTIVE ACCESSORY PACK





THE MIDNIGHT ACCESSORY PACK



LOW NUDGE BAR



SPORTS BAR



SIDE STEP



TONNEAU COVER



WINDOW DEFLECTORS



BONNET PROTECTORS



TAIL GATE LIFT



RUBBER MATS



TOWBAR



THE WEEKENDER ACCESSORY PACK



RHINOMAN XTREME CANOPY



LOW WRAP NUDGE BAR
(Stainless Steel)



TAIL GATE LIFT



TOWBAR



SIDE STEP (Stainless Steel)



CARPETS



WIRELESS CHARGING



THE SPECIALIST ACCESSORY PACK



SECURI-LID



NUDGE BAR (Black)



SIDE STEP (Black)



TOWBAR (Black)



RUBBERISING

THE URBAN ACCESSORY PACK



BEEKMAN EXECUTIVE CANOPY



LOW WRAP NUDGE BAR
(Black)







RUBBER MATS

BOLD IS PEACE OF MIND

ISUZU's reputation for reliability stretches back over a century. But for even greater long-term peace of mind, every new ISUZU D-MAX is covered by our renowned ISUZU Care Package.

ISUZU | **COMPLETE CARE**

- Warranty & Roadside Assistance: 5 Years / 120 000 km
- Anti-Corrosion Warranty: 5 Years / Unlimited km
- Service Plan: 5 Years / 90 000 km with Service Intervals of 12 months / 15 000 km

www.isuzu.co.za    

ISUZU

With you, for the long run

Disclaimer: The information contained in this brochure was accurate at the time of going to print June 2022. Specifications and equipment are subject to change without prior notice. Some illustrations in this brochure feature special equipment that is not included in standard delivery, and can be purchased at an additional cost. Printed colours may vary from actual. Errors and omissions excepted. Vehicles may differ from images. Terms and conditions apply. Please contact your Isuzu retailer for exact information. Apple CarPlay® is a trademark of Apple Inc. Android Auto is a trademark of Google LLC. Not all devices will be compatible & functionality will vary depending on the device. Mobile Data & SMS rates may apply & are the responsibility of the user. Please check your local road rules before using these functions.